



FENTON IN PAINTED PALE SMOKE
AND TUSCAN RED WITH HANDLE (K205)





CONTENTS

THE CLASSIC COLLECTION


- 9 Langton
- 15 Petworth
- 21 Tetbury
- 25 Gresham
- 29 Brompton

SIMPLY BURBIDGE

- 35 Fenton
- 39 Chartwell
- 43 Kew
- 49 Finsbury
- 55 Barnes

THE CONTEMPORARY COLLECTION

- 63 Otto
 - 73 Malmö
-
- 81 Finishes
 - 83 Handles and Knobs





HENRY BURBIDGE ESTABLISHED HIS WOODWORKING
COMPANY IN 1867. EVOLVING OVER THE DECADES IT
NOW HAS THE FIFTH GENERATION AT THE HELM.

We are still family owned; still manufacturing in the UK and still drawing on a rich woodworking heritage with an extensive collection of kitchens that spans timeless classic timber styles, to those that boast the latest contemporary designs and finishes.

Thanks to this legacy of working with wood, we have unrivalled expertise when it comes to crafting your kitchen; a talented team of designers operate from our manufacturing site in Coventry, working alongside long-serving, highly-skilled craftsmen with an intimate knowledge of production methods. Whether producing high quality timber doors, hand-spraying to reveal the subtle beauty of wood graining or using premium technology to create cleverly-engineered laminate finishes, you can rest assured that specialists are at work.

Of course, don't just take our word for it – we are proud to be awarded the prestigious Manufacturing Guild Mark by the Worshipful Company of Furniture Makers, the mark of excellence for furniture manufacturers, demonstrating the high level of craftsmanship that goes into producing our kitchens. At Burbidge, we are also proud of our commitment to producing such innovative, premium quality kitchens with due care and respect for our environment. Our timbers and timber products are sourced from well managed forestry in the U.K. and Europe and we use paints that guarantee colour-fastness whilst having a low environmental impact.

But above all, it is our passionate understanding of what makes a great kitchen that puts you in safe hands, as managing director Ben Burbidge concludes:

“I LOOK AT THE BURBIDGE OF TODAY WITH GREAT PRIDE;
WE ARE A SKILLED TEAM WITH A PASSION FOR DESIGN
AND A COMMITMENT TO LEADING THE WAY IN KITCHEN
MANUFACTURING – YOUR KITCHEN IS IN SAFE HANDS.”



**Manufacturing
Guild Mark**

Awarded by The Furniture Makers' Company

YOU'RE IN SAFE HANDS


We're only a part of your new kitchen's story. Over the years we've built a network of exceptional independent kitchen retailers, designers and installers. This network of specialists is armed not only with an in-depth knowledge of our products but they are experienced in every aspect of kitchen design and installation. They are the perfect partners to guide you through the many choices and decisions, helping you to realise your perfect kitchen.



MANUFACTURING FOR OVER 150 YEARS

Henry Burbidge founded his woodworking company H Burbidge & Son at the age of forty in 1867 with capital of 10 shillings. With Ben, the fifth generation now at the helm, Burbidge is successfully established as a leading UK kitchen manufacturer.

It was 1994 when Ben joined the business and since then Burbidge has steadily grown, increasing the range of kitchens to include a wide variety of styles and materials. By the nineties Burbidge had established itself as a leading UK manufacturer; producing highly sought after and exceptionally well crafted kitchen ranges.





QUALITY UK MANUFACTURER

Your Burbidge kitchen is made in the U.K. by long-serving members of our team whose skills and attention to detail ensure that every kitchen radiates quality and refinement in your home. We've developed methods and materials to ensure all our kitchens can stand up to the wear and tear of even the most enthusiastic domestic gods and goddesses. That's why the Furniture Industry Research Association (FIRA) have awarded us their Gold Award recognising our industry leading standards.


Burbidge is also very proud to have been awarded the Manufacturing Guild Mark by The Worshipful Company of Furniture Makers.

SUSTAINABILITY PLEDGE

Sustainability is at the forefront of what we do and how we work. This is evidenced through how we develop our products and how we run our business.

Our timber is sourced from well managed forestry in the U.K. and Europe, where the cycle of clearing and replanting has been continuous for many generations. We only use temperate hard and soft woods and avoid endangered tropical timbers. We have agreed with all our suppliers to only purchase timber products which do not damage the environment.

Where possible, we always employ water based materials and have a strict procedure for the recovery and recycling of waste materials. Our packaging materials are recycled, and used sparingly without compromise to the protection of our products.



SETTING TRENDS NOT FOLLOWING THEM

We have a good idea about what people like when it comes to the many tricky choices that come with the decision to transform one of the most used spaces in your home.

We constantly keep an eye on new developments in materials, textures, colours and designs. We take inspiration from a variety of different sources; from international exhibitions and furniture design to how our everyday lives are developing. Our experience in distilling these into door designs is what makes us Burbidge.

EXTENSIVE RANGE

We have all the experience that comes with making thousands upon thousands of beautiful kitchens over the years. Which is why we have a style and a finish to suit everyone's needs.

Choose from 12 stunning door designs; elegant solid timber in-frame, classic shaker style, modern integrated handled and ultra minimalist slab styles. All available in a wide range of sizes and with matching accessories.

Add to this a choice of 20 painted, 4 gloss, 4 matt or 4 laminate finishes depending on your preferred range and we're confident that we have a finish to suit all tastes.

BESPOKE PAINTED

We have 20 painted colours available for you to choose the perfect colour combination for your kitchen scheme, but if you can't find your perfect match, then opt for the ultimate in personalisation – our Bespoke Painted service. We can accurately match your painted kitchen to a colour swatch from any paint manufacturer.



MADE TO MEASURE

Rooms aren't always a perfect shape so we make doors and drawers that are just the right width or height to suit all of those awkward nooks and crannies. Our Made to Measure service is available for the majority of our ranges. Just look for the Made to Measure icon on our range pages.

LANGTON IN PAINTED GRAVEL KITCHEN
WITH T-BAR (3/8") FINISH



THE CLASSIC COLLECTION

A COLLECTION OF BEAUTIFUL, TIMELESS DESIGNS
BUILT AROUND CLASSIC KITCHEN STYLES THAT DON'T
COMPROMISE ON CRAFTSMANSHIP.

As you would expect from a longstanding manufacturer of premium kitchens – and holder of the prestigious Manufacturing Guild Mark – our Classic Collection boasts kitchens that are packed with bespoke and made to measure options to ensure that your scheme is lovingly crafted around your needs and tastes.

A Classic Burbidge kitchen can be personalised to these tastes through our stunning palette of 20 painted finishes. We closely examine colour trends and current mood boards to find these on-trend shades. Our painted kitchens are hand-sprayed in our UK factory.

For those of you who wish to put your own unique stamp onto the finish of your new kitchen, turn to our Bespoke Painted service where we will accurately match your painted kitchen to a colour swatch from any paint manufacturer.

At Burbidge, we carefully specify our timbers with due care and respect for our environment, sourcing product from well managed forestry in the U.K. and Europe, so you can rely on us to produce a premium quality, hard wearing product.





LANGTON IN PAINTED MINK AND PUTTY
WITH KNOB (K167) AND HINGE (H5C)



LANGTON

LANGTON

LANGTON TAKES THE QUINTESSENTIAL ENGLISH SHAKER-STYLE INTO A NEW, STATEMENT-MAKING ERA, BY DISTINCTIVELY BLENDING OUR SUPERIOR UK CRAFTSMANSHIP AND CAREFULLY-SPECIFIED MATERIALS, WITH THE WELL-CONSIDERED FEATURES THAT MODERN LIVING DEMANDS.

Such craftsmanship delivers authenticity from top to bottom and creates a sophisticated look that is driving current kitchen trends. Equally on trend is mixing a more contemporary pared down look within such a premium kitchen – see how we have incorporated simple slab style drawer sets against the shaker doors for example.

Thinking carefully about the overall look and the finishing touches can take the Langton into a spectacular class of its own. Sweepingly high cornice and upstands crown the cabinets to elevate the period elegance in every sense. At the base, decorative plinths create authentic character with the smart moulding giving a more solid appearance that is true to the original ethos of the in-frame design.

The gentle, but solid lines of the Langton in-frame design work effortlessly across freestanding features and sizeable units alike. Finishing touches such as dovetail timber drawer boxes and attractive decorative hinges ensure the look of luxury is permeated throughout.

DOOR STYLES



RANGE HIGHLIGHTS

PAINTED FINISH / CURVED DOORS / GLASS DOORS
DECORATIVE CORNICE & PLINTH



OPPOSITE LANGTON IN PAINTED OLD NAVY AND SOFT GREY WITH T-BAR (K166)



LANGTON



LANGTON



OPPOSITE & TOP LANGTON IN PAINTED GRAVEL AND SEAL GREY WITH KNOB (K149),
T-BAR (K166) AND HINGE (H5)
BOTTOM LANGTON IN PAINTED MINK AND PUTTY WITH CUP HANDLE (K178) AND KNOB (K167)

PETWORTH IN PAINTED MINK AND FRENCH GREY
WITH KNOB (K135)





PETWORTH



PETWORTH

A MASTERCLASS IN CRAFTED CABINETRY, PETWORTH OFFERS A TIMELESS DESIGN IN A PAINTED FINISH.

We think that thanks to its attractively simple shaker lines, Petworth comes alive with the natural warmth and welcoming beauty of wood splashed in colour. Take inspiration from how we've used colour, then choose from the extensive painted palette – or go Bespoke Painted. Of course, there is also the increasingly popular option of mixing colours to give this iconic shaker style added appeal.

A carefully-chosen mix of accessories; smart curved, glazed and feature decorative doors help you to build in further character and personal preferences. Take a look at how we've used features such as the over-mantel and spice drawer with tray sets to inject premium period finishing touches.

DOOR STYLES



RANGE HIGHLIGHTS

PAINTED FINISH / CURVED DOORS / GLASS DOORS / UNIQUE ACCESSORIES



OPPOSITE PETWORTH IN PAINTED FRENCH GREY WITH KNOB (K135)



PETWORTH



PETWORTH



OPPOSITE PETWORTH IN PAINTED GRAVEL AND SEAL GREY WITH CUP HANDLE (K180) & KNOBS (K175 / K177)
TOP PETWORTH IN PAINTED SEAL GREY WITH CUP HANDLE (K180) & KNOB (K175)
BOTTOM LEFT PETWORTH IN PAINTED SEAL GREY WITH KNOB (K177)
BOTTOM RIGHT PETWORTH IN PAINTED GRAVEL WITH KNOB (K175)





TETBURY

TETBURY

THIS STUNNING TETBURY KITCHEN IS ONE OF SEVERAL FROM THE IN-FRAME COLLECTION THAT CAN BE PERSONALISED WITH PAINTED COLOUR.

Our environmentally responsible, high quality timber doors create a beautiful natural finish when painted, enhanced by the delicate beading element this is a range that can endure changes in fashion.

Use the grand lines of this solid timber in-frame design to create a striking and spacious working space, whilst using the non-standard door sizes and bespoke accessories to tackle tricky corners, produce softer and more intimate areas for relaxed living – or just supersize this already high-end kitchen. We're talking about made to measure over mantels plus a selection of cornices, pilasters and decorative pieces that add sophisticated design tweaks and character must-haves.

Other tailoring touches include intricate mullioned glass doors and we are also big fans of the ancillary chest – a gorgeous unit that boasts practical storage with deep pan drawers to house key cookware pieces or the most extensive collections of tableware, plus neat little drawers for anything and everything.

DOOR STYLES



RANGE HIGHLIGHTS

PAINTED FINISH / CURVED DOORS / MULLIONED GLASS DOORS



ABOVE OPPOSITE TETBURY IN PAINTED LEAD WITH KNOB (K144)
BELOW OPPOSITE TETBURY IN PAINTED CHALK WITH KNOB (K144)





GRESHAM IN PAINTED PALE SMOKE AND PUTTY WITH HANDLE (K171) AND T-BAR (K170)



GRESHAM

GRESHAM

THE PAINTED FINISH OF GRESHAM DESIGN REVEALS THE
SUBTLE BEAUTY OF THE ASH WOODGRAIN BENEATH.

We do the hard work by hand spraying the timber doors in our UK factory – your task is to take your pick from the 20 strong colour palette or hand us a swatch of your own hue if you can't quite find your perfect match.

Inspired by traditional panelling and combining an elegant slim framing with a deep interior profile, the resulting look of Gresham lets you step away from a customary shaker design and gently move towards a more stylised and altogether sleeker feel.

Creating stand-out interest by mixing and matching accessories is at the heart of our Classic Collection – Gresham is a shining example of how detailing such as glass doors and on-trend open shelving can uniquely enhance your kitchen.

We've added high-quality T-bar knobs and matching handles in an antique grey finish to complete this neat and contemporary design. Fulfil your own preferences, by choosing from a wide choice of handles because we know that every detail matters when it comes to specifying your new kitchen. These small design elements can have a big impact on the overall feel of a kitchen and is something that you'll be looking at and touching every single day.

DOOR STYLES



RANGE HIGHLIGHTS

PAINTED FINISH / CURVED DOORS / GLASS DOORS / UNIQUE ACCESSORIES



OPPOSITE GRESHAM IN PAINTED TUSCAN RED AND PUTTY WITH HANDLE (K171)

GRESHAM



BROMPTON IN FROST GREY AND INDIGO BLUE
WITH HANDLES K207 AND K208





BROMPTON



BROMPTON

A CONTEMPORARY FAUX IN-FRAME KITCHEN WITH A SUPER MATT FINISH AND A WELL SELECTED CHOICE OF ON TRENDS COLOURS.

Brompton's innovative faux in-frame slab design is available in four up-to-date contemporary colours, all available from stock.

With a smooth to the touch feel, the super-matt finish is an anti scratch, micro healing foil guaranteeing a long lasting and durable kitchen that will look as good as the day it was fitted for years to come.

DOOR STYLES



RANGE HIGHLIGHTS

SUPER MATT FINISH / GLASS DOORS



BARNES IN PAINTED ALABASTER AND SOFT MOSS WITH CUP HANDLE (K182) AND KNOB (K181)

SIMPLYBURBIDGE

WHATEVER YOUR KITCHEN BUDGET, WE BELIEVE YOU DESERVE TO CHOOSE FROM THE VERY BEST DESIGN AND QUALITY CREDENTIALS, WHICH IS WHY WE HAVE DRAWN ON OUR HERITAGE TO CRAFT THE SIMPLY BURBIDGE RANGE OF FIVE DISTINCTIVELY-STYLED, YET OFF THE SHELF, KITCHENS.

You can rely on our in-depth colour know-how which has shaped the choice of the four on-trend paint finishes available from stock: Baltic Green, Putty, Soft Grey and Seal Grey. Take your pick from a similarly pared down, but carefully-chosen, collection of accessories.

However, the added attractiveness of Simply Burbidge is that if you do want to play around with colour options to create statements, clever contrasts or enhance living zones, then take your pick from the 20 strong complete painted palette or even more confidently, opt for Bespoke Painted.



FENTON



FENTON IN PAINTED BALTIC GREEN
WITH ANTIQUE BRASS HANDLE (K205)



FENTON

BEAUTIFULLY UNDERSTATED WITH CLASSIC SHAKER STYLING, FENTON EMBODIES THE CHARACTERISTICS OF THIS ICONIC DESIGN - SIMPLICITY, FUNCTIONALITY AND QUALITY CRAFTSMANSHIP.

The unadorned, slim-line framing is very current in kitchen furniture design, where the appeal is in the simple, elegant proportions which allow the materials and construction to shine. Added to which the door's simple lines and delicate woodgrain figuring provide the perfect backdrop for your choice of painted finish.

The ability to tailor Fenton to your own specific room or design requirements is important, that's why we offer made to measure door sizes as well as standard sizes, plus a varied choice of accessories that allow for further personalisation.

The 20 strong paint palette offers something to suit all tastes; from rich, brooding dark and warm tones, through to softer shades and gentle neutrals. Here we've chosen to work with colour to create contrasts in light and shade. The bold tone of Baltic Green adds depth and atmosphere whilst Pale Smoke softens the effect for a more balanced, lighter feel.

Delicate antique brass handles complement the slender proportions of Fenton as well as introducing a warmer note in their luxurious metallic finish.

DOOR STYLES



RANGE HIGHLIGHTS

PAINTED FINISH / CURVED DOORS / GLASS DOORS / MADE IN THE UK



OPPOSITE TOP FENTON IN PAINTED PRUSSIAN BLUE WITH HANDLE-LESS RAIL SYSTEM IN ANTHRACITE
OPPOSITE BOTTOM FENTON IN PAINTED PALE SMOKE AND TUSCAN RED WITH HANDLE (K205)

FENTON



CHARTWELL IN PAINTED BONE AND SOFT GREY
WITH CUP HANDLE (K185) AND KNOB (K186)



CHARTWELL





CHARTWELL

CHARTWELL

OUR PASSION FOR USING ONLY THE FINEST QUALITY MATERIALS RUNS THROUGH TO THE DESIGN OF CHARTWELL PAINTED.

The luxury painted finish of Chartwell subtly reveals the delicate figuring of the door's solid ash woodgrain framing beneath. This well-crafted door design references the past, but feels fresh and contemporary. The neat detail line which runs around the door gives the impression of being an authentic in-frame kitchen, yet, as a standard door, Chartwell is in fact an affordable and stylish alternative.

Pictured here in the calming neutrals of Soft Grey and Bone, Chartwell has an appealing look that will most definitely stand the test of time. With a stunning palette of colours to choose from there are many winning combinations possible, ranging from the cool tones of Pale Smoke and Bone through to the more indulgent tones of Charcoal, Baltic Green or Prussian Blue.

Adding character to your Chartwell kitchen scheme is easily possible with the application of elegant accessories such as pilasters, an overmantel and tongue and grooved panels, as well as curved and glazed doors. Finishing touches are important and these English Bronze cup handles and knobs provide a warming and sophisticated effect, whatever the space - completing this premium look.

DOORS STYLES



RANGE HIGHLIGHTS

PAINTED FINISH / CURVED DOORS / GLASS DOORS / MADE IN THE UK



OPPOSITE CHARTWELL IN PAINTED BALTIC GREEN WITH CUP HANDLE (K185) AND KNOB (K186)



KEW IN PAINTED SEAL GREY AND SOFT GREY
WITH HANDLE (K147)



KEW

K E W

A FRESHER, SHARPER TAKE ON THE TRADITIONAL SHAKER FORM, WITH A LUXURY PAINTED FINISH THAT REVEALS THE DESIRABLE AND UNIQUE PATTERNING OF THE SOLID ASH FRAMING.

Kew adds an easy sense of space to your kitchen, thanks to lengthening lines and the soft neutrality of the Simply Burbidge range palette. Hide away everyday crockery and food stuffs with integrated shelving and plate racks – or confidently display with on-trend decorative open units in a variety of sizes.

From our UK manufacturing site, we can expertly create curved doors for this range along with made to measure kitchen door sizes, because we know your kitchen and the space within it should be unique to you.

Embrace Kew's clean form by specifying strong rows of cabinetry and striking islands or turn to the two different glass door options available for this range – a simple frame or an elegantly mullioned glazed door to create showpiece features.

DOOR STYLES



RANGE HIGHLIGHTS

PAINTED FINISH / CURVED DOORS / GLASS DOORS / MADE IN THE UK



OPPOSITE KEW IN PAINTED SEAL GREY WITH HANDLE (K147)



KEW

KEW





ALL IMAGES KEW IN PAINTED MINK AND PUTTY WITH HANDLE (K147)

FINSBURY IN PAINTED SEAL GREY WITH CUP HANDLE (K150)



FINSBURY



FINSBURY

A DEFINED DESIGN THAT WONDERFULLY BELIES FINSBURY'S AFFORDABLE PRICE TAG. CLASSICALLY STYLED WITH BEADED FRAME DETAILING, IT IS GUARANTEED TO DRAW THE EYE AND SITS WONDERFULLY IN CONTEMPORARY AND TRADITIONAL HOMES, BOTH LARGE AND SMALL.

This is a design that is the perfect backdrop whatever your unique interior style; so take pleasure in tailoring it to your exact space requirements and lifestyle needs. Dovetail choices from our carefully-chosen collection of handles and knobs, with a wealth of made-to-measure options such as bespoke door sizes, curved units and open units to experiment with the Finsbury profile.

Why not build in simple framed glass doors to this timeless scheme to keep precious glassware free from dust and moisture, as well as adding display interest and textures of light.

DOOR STYLES



RANGE HIGHLIGHTS

PAINTED FINISH / CURVED DOORS / GLASS DOORS / MADE IN THE UK



OPPOSITE FINSBURY IN PAINTED SEAL GREY WITH CUP HANDLE (K150)



FINSBURY



FINSBURY



ALL IMAGES FINSBURY IN PAINTED PUTTY WITH KNOB (K144)

BARNES IN PAINTED PUTTY
WITH HANDLE (K163)





BARNES

BARNES

REST ASSURED YOU ARE INVESTING IN GREAT QUALITY WITH THE SIMPLE PARED DOWN LOOK OF BARNES WHICH EMBODIES THE SIMPLY BURBIDGE RANGE COMMITMENT TO QUALITY CONSTRUCTION AND MATERIALS.

The stylish and practical off-the-shelf colours offer a mix of neutrals along with the more intense tones of Seal Grey, that perfectly match the way today's kitchen spaces are used, whilst enhancing the simplicity of this range's iconic shaker styling.

But if you want to create something more indulgent then just dive into the wider paint palette or even go for a bespoke colour burst.

We think a strong, stainless steel handle further reinforces this classic kitchen, but why not grab hold of a more delicate curved option or go for a cast iron effect finish to adorn your Barnes doors.

DOOR STYLES



RANGE HIGHLIGHTS

PAINTED FINISH / CURVED DOORS / GLASS DOORS / MADE IN THE UK



OPPOSITE BARNES IN PAINTED ALABASTER WITH HANDLE (K163)



BARNES



BARNES



ALL IMAGES BARNES IN PAINTED LEAD AND PUTTY WITH HANDLE (K163)



THE CONTEMPORARY COLLECTION

OUR CONTEMPORARY COLLECTION OF KITCHENS SPANS AN ENTICING MIX OF BRITISH AND EUROPEAN DESIGN INFLUENCED SCHEMES. WITH THEIR MINIMALIST GOOD LOOKS AND SPACE MAXIMISING FEATURES, THESE ARE DESIGNS THAT HAVE QUICKLY DEVELOPED THEIR OWN STRONG IDENTITIES – PROVING SO POPULAR WITH CUSTOMERS LOOKING TO CREATE CONTEMPORARY OPEN AND BROKEN ZONE LIVING.

As a highly experienced manufacturer, we are committed to extensive product research and development, in addition to investing in new technology to seek out the latest materials that will create exciting fresh kitchen styles to inspire and impress our customers.

Handle-less door and rail systems, integrated J profile pull and slab style doors come together to offer the latest in cutting-edge contemporary kitchen design. The collection provides an appetising choice of textures and materials to pick from, including high quality laminates that cleverly replicate timber and concrete, as well as high-gloss and cool matt finishes.

We're also finding that customers are using our contemporary styles to powerfully engage with colour – just as these designs work beautifully in warm neutrals, they also lap up colour, showing off their sleek lines in strong up to the minute shades.

Whatever the final finish, a Contemporary Collection design has durable and easy-to-clean credentials; a necessity in today's multi-functional cooking, dining and living kitchens.





OTTO



OTTO IN BLACK MARBLE AND MATT ANTHRACITE
WITH HANDLE-LESS RAIL PROFILE

OTTO

MATT FINISHES REMAIN HUGELY POPULAR WITH INCREASING NUMBERS OF HOMEOWNERS SPECIFYING THEM AS A GO-TO CONTEMPORARY OPTION.

The key is to really get the right colour to make this strong finish work. We have the colour expertise to help you crack this premium matt look which is why Otto Matt is available in the key neutrals of Anthracite, Light Grey and Porcelain.

Soften the look and balance beauty with practicality by considering open shelving or modular units in our four laminate finishes and in a choice of different sizes.

Consider our choice of top fitting handles for a sleek and discreet yet practical look. Choose from two contemporary handle styles, both available in brushed aluminium and chrome and in a wide range of sizes to suit any kitchen scheme.

DOOR STYLES



RANGE HIGHLIGHTS

GLOSS, MATT AND LAMINATE FINISHES / TRUE HANDLE-LESS
CURVED DOORS / GLASS DOORS



OPPOSITE OTTO IN MATT LIGHT GREY WITH TOP FITTING HANDLE (K158)



OTTO

OTTO







OTTO



OPPOSITE OTTO IN DARK WALNUT WITH HANDLE-LESS RAIL IN ANTHRACITE
ABOVE OTTO IN DARK WALNUT AND OXIDE WITH HANDLE-LESS RAIL IN ANTHRACITE





OTTO



MALMÖ



MALMÖ

DECADES OF KITCHEN DESIGN EXPERTISE AND THE AWARD OF THE PRESTIGIOUS MANUFACTURING GUILD MARK - THE MARK OF EXCELLENCE FOR FURNITURE MANUFACTURERS - MEANS THAT YOU ARE IN REASSURINGLY EXPERT HANDS WHEN IT COMES TO SHAPING YOUR DREAM KITCHEN SPACE.

For many, this dream lies with the modern simplicity of the handle-less Malmö. The smooth surface of the matt finish provides an inspiringly blank canvas for colour and you can choose from an extensive palette of cool pastels, warm neutrals and the sultry rich tones of Anthracite to create your preferred kitchen mood.

At the heart of the Malmö design is its uncomplicated simplicity, but this doesn't mean that self-expression can't be put to the forefront. The Malmö range can be combined with Otto from the Burbidge Contemporary Collection for a truly unique scheme. And there is the additional ability to factor in a wealth of made to measure features such as curved doors and exclusively-sized drawers and shelving in line with your individual needs.

DOOR STYLES



RANGE HIGHLIGHTS

GLOSS AND MATT FINISHES / INTEGRATED J-HANDLE
CURVED DOORS / GLASS DOORS



OPPOSITE MALMÖ IN MATT WHITE



MALMÖ





MALMÖ



MALMÖ



ALL IMAGES MALMÖ IN GLOSS AND MATT ANTHRACITE WITH BLACK ANODISED ALUMINIUM GLASS DOORS

FINISHES

PAINTED PALETTE	DARK WALNUT	CONCRETE	BLACK MARBLE	OXIDE	GLOSS ANTHRACITE	GLOSS LIGHT GREY	GLOSS PORCELAIN	GLOSS WHITE	MATT ANTHRACITE	MATT LIGHT GREY	MATT PORCELAIN	MATT WHITE	DUST GREY	FOREST GREEN	FROST GREY	INDIGO BLUE
-----------------	-------------	----------	--------------	-------	------------------	------------------	-----------------	-------------	-----------------	-----------------	----------------	------------	-----------	--------------	------------	-------------

CLASSIC COLLECTION

Langton	P 9	■														
Petworth	P 15	■														
Tetbury	P 21	■														
Gresham	P 25	■														
Brompton	P 29												■	■	■	■

SIMPLY BURBIDGE

Fenton	P 35	■														
Chartwell	P 39	■														
Kew	P 43	■														
Finsbury	P 49	■														
Barnes	P 55	■														

CONTEMPORARY COLLECTION

Otto	P 63		■	■	■	■			■	■	■	■	■			
Malmö	P 73					■	■	■	■	■	■	■	■	■		

Colour reproduction: due to variables between photographic and print processes, colour may vary from the actual product supplied. Swatches are available to order from your retailer.

PAINTED



Chalk



Bone




French Grey




Alabaster



Putty



Pale Smoke



Soft Grey



Gravel



Lead



Mink



Gooseberry



Soft Moss



Thyme



Baltic Green



Seal Grey



Pale Rose **NEW**



Tuscan Red **NEW**



Old Navy



Prussian Blue



Charcoal

LAMINATE



Black Marble



Concrete



Dark Walnut



Oxide

GLOSS



Anthracite



Light Grey



Porcelain



White

MATT




Anthracite



Light Grey



Porcelain



White



Frost Grey



Dust Grey



Forest Green



Indigo Blue



CODE K155/K156 *
DESCRIPTION Small edge bow handle
FINISHES Chrome / Brushed aluminium effect
W X D 40 x 40mm
HOLE CENTRES Screw from back



CODE K159 *
DESCRIPTION Small edge straight handle
FINISH Brushed aluminium effect
W X D 40 x 40mm
HOLE CENTRES Screw from back



CODE K151/K152 *
DESCRIPTION Medium edge bow handle
FINISHES Chrome / Brushed aluminium effect
W X D 200 x 40mm
HOLE CENTRES Screw from back



CODE K158 *
DESCRIPTION Medium edge straight handle
FINISH Brushed aluminium effect
W X D 200 x 40mm
HOLE CENTRES Screw from back



25% actual size

CODE K153/K154 *
DESCRIPTION Large edge bow handle
FINISHES Chrome / Brushed aluminium effect
W X D 350 x 40mm
HOLE CENTRES Screw from back



25% actual size

CODE K157 *
DESCRIPTION Large edge straight handle
FINISH Brushed aluminium effect
W X D 350 x 40mm
HOLE CENTRES Screw from back



CODE K160
DESCRIPTION Medium grip handle
FINISH Chrome effect
W X D 170 x 28.5mm
HOLE CENTRES 160mm



25% actual size

CODE K161
DESCRIPTION Large grip handle
FINISH Chrome effect
W X D 330 x 28.5mm
HOLE CENTRES 320mm



CODE K141
DESCRIPTION Cup handle
FINISH Chrome effect
W X D 172 x 26mm
HOLE CENTRES 160mm



CODE K142
DESCRIPTION Cup handle
FINISH Chrome effect
W X D 76 x 20mm
HOLE CENTRES 64mm



CODE K150
DESCRIPTION Cup handle
FINISH Chrome effect
W X D 90 x 20mm
HOLE CENTRES 75mm



CODE K178
DESCRIPTION Cup handle
FINISH Blackened copper effect
W X D 104 x 48mm
HOLE CENTRES N/A



CODE K179
DESCRIPTION Cup handle
FINISH Brushed satin nickel
W X D 104 x 48mm
HOLE CENTRES N/A



CODE K180
DESCRIPTION Cup handle
FINISH Chrome effect
W X D 104 x 48mm
HOLE CENTRES N/A

All handles are displayed at 35% actual size unless otherwise stated.

* We recommend a flush worktop leading edge when using these handles.



CODE K182
DESCRIPTION Cup handle
FINISH Pewter effect
W X D 88 x 33mm
HOLE CENTRES N/A



CODE K186
DESCRIPTION Cup handle
FINISH English bronze effect
W X D 90 x 22mm
HOLE CENTRES N/A



CODE K52
DESCRIPTION Square knob
FINISH Stainless steel effect
W X D 42 x 26mm
HOLE CENTRES N/A



CODE K134
DESCRIPTION Knob
FINISH Pewter effect
W X D 33 x 27mm
HOLE CENTRES N/A



CODE K135
DESCRIPTION Knob & back plate
FINISH Brushed stainless steel
W X D 38 x 36mm
HOLE CENTRES N/A



CODE K136
DESCRIPTION Knob
FINISH Cast iron effect
W X D 35 x 35mm
HOLE CENTRES N/A



CODE K137
DESCRIPTION Shaped knob
FINISH Stainless steel effect
W X D 36 x 35mm
HOLE CENTRES N/A



CODE K144
DESCRIPTION Shaped knob
FINISH Stainless steel effect
W X D 36 x 35mm
HOLE CENTRES N/A



CODE K149
DESCRIPTION Knob
FINISH Chrome effect
W X D 30 x 35mm
HOLE CENTRES N/A



CODE K185
DESCRIPTION Knob
FINISH English bronze effect
W X D 30 x 35mm
HOLE CENTRES N/A



CODE K167
DESCRIPTION Flat knob
FINISH Blackened copper effect
W X D 35 x 35mm
HOLE CENTRES N/A



CODE K173
DESCRIPTION Flat knob
FINISH Blackened copper effect
W X D 30 x 30mm
HOLE CENTRES N/A



CODE K174
DESCRIPTION Flat knob
FINISH Brushed satin nickel
W X D 30 x 30mm
HOLE CENTRES N/A



CODE K175
DESCRIPTION Flat knob
FINISH Chrome effect
W X D 30 x 30mm
HOLE CENTRES N/A



CODE K176
DESCRIPTION Flat knob
FINISH Brushed satin nickel
W X D 35 x 35mm
HOLE CENTRES N/A



CODE K177
DESCRIPTION Flat knob
FINISH Chrome effect
W X D 35 x 35mm
HOLE CENTRES N/A



CODE K181
DESCRIPTION Flat knob
FINISH Pewter effect
W X D 35 x 35mm
HOLE CENTRES N/A



CODE K166
DESCRIPTION T-bar knob
FINISH Chrome effect
W X D 75 x 36mm
HOLE CENTRES N/A



CODE K169
DESCRIPTION T-bar knob
FINISH Stainless steel effect
W X D 60 x 40mm
HOLE CENTRES N/A



CODE K170
DESCRIPTION T-Bar knob
FINISH Antique grey effect
W X D 48 x 32mm
HOLE CENTRES N/A



CODE K64
DESCRIPTION Bar handle
FINISH Stainless steel effect
W X D 138 x 32mm
HOLE CENTRES 128mm



CODE K121
DESCRIPTION Hadley handle
FINISH Cast iron effect
W X D 136 x 27mm
HOLE CENTRES 128mm



CODE K107
DESCRIPTION Bow handle
FINISH Cast iron effect
W X D 143 x 26mm
HOLE CENTRES 128mm



CODE K125
DESCRIPTION Linear handle
FINISH Brushed nickel effect
W X D 256 x 28mm
HOLE CENTRES 192mm



CODE K128
DESCRIPTION Sculptured handle
FINISH Chrome plated effect
W X D 256 x 30mm
HOLE CENTRES 224mm



CODE K146
DESCRIPTION Bow shaped handle
FINISH Stainless steel effect
W X D 180 x 29mm
HOLE CENTRES 160mm



CODE K147
DESCRIPTION Handle
FINISH Stainless steel effect
W X D 188 x 30mm
HOLE CENTRES 160mm



CODE K162
DESCRIPTION Slim angle handle
FINISH Stainless steel effect
W X D 172 x 25mm
HOLE CENTRES 160mm



CODE K163
DESCRIPTION Curved foot bar handle
FINISH Stainless steel effect
W X D 168 x 31mm
HOLE CENTRES 160mm



CODE K164
DESCRIPTION Wide bar handle
FINISH Brushed steel effect
W X D 170 x 27mm
HOLE CENTRES 160mm

All handles are displayed at 35% actual size unless otherwise stated.



CODE K165
DESCRIPTION Wide angle handle
FINISH Black copper effect
W x D 215 x 29mm
HOLE CENTRES 160mm



CODE K171
DESCRIPTION Handle
FINISH Antique grey effect
W x D 154 x 32mm
HOLE CENTRES 128mm



25% actual size

CODE K183
DESCRIPTION Large angled handle
FINISH Brushed bronze
W x D 350 x 25mm
HOLE CENTRES 320mm



CODE K184
DESCRIPTION Small angled handle
FINISH Brushed bronze
W x D 44 x 32mm
HOLE CENTRES 32mm



CODE K205
DESCRIPTION Handle
FINISH Antique brass
W x D 187 x 38mm
HOLE CENTRES 160mm



CODE K206
DESCRIPTION Handle
FINISH Matt black
W x D 187 x 38mm
HOLE CENTRES 160mm



CODE K207
DESCRIPTION Large bar handle
FINISH Stainless steel effect
W x D 264 x 34mm
HOLE CENTRES 224mm



CODE K208
DESCRIPTION Small bar handle
FINISH Stainless steel effect
W x D 167 x 34mm
HOLE CENTRES 128mm



Burbidge & Son Limited

Burnsall Road, Canley, Coventry, West Midlands CV5 6BS
T 024 7667 1600 F 024 7669 1010 E sales@burbidge.co.uk
www.burbidge.co.uk